


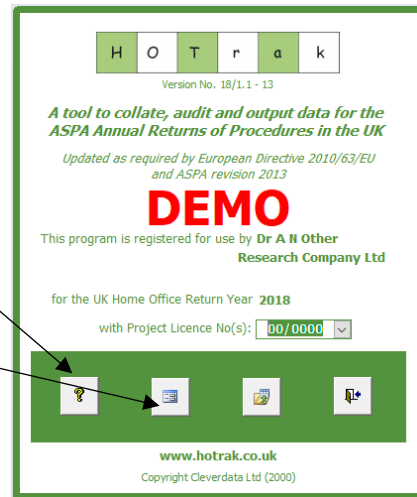
Getting started ...

- 1. Click the HOTrak button

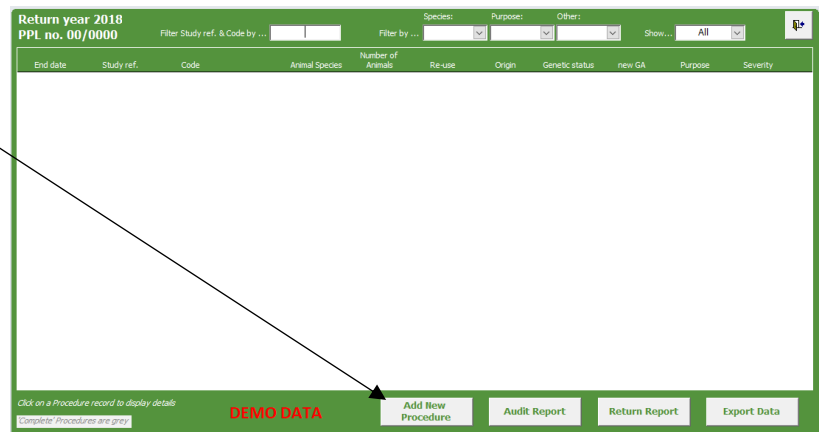


- 2. Click "User Tips" for some helpful notes

- 3. Click "Add Procedures" to begin



- 4. Click "Add Procedure"



- 5. Work through the prompts in order to add a procedure

- 6. Click "Save"

- 7. Exit each screen through the door!

